

1

2

3


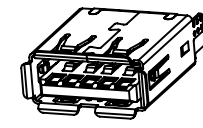
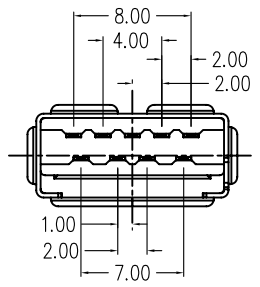
4

5

6

REVISIONS

REV.	DESCRIPTION	DATE	REVISED BY



A

A

B

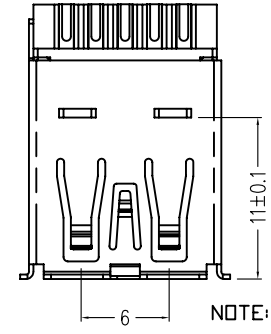
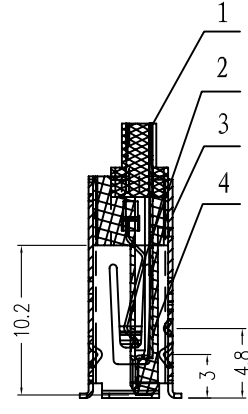
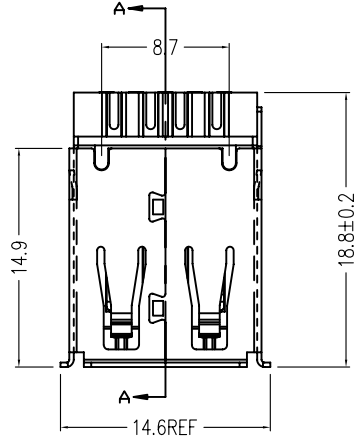
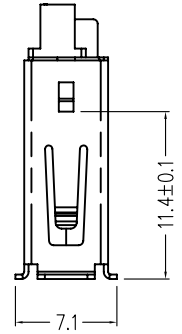
B

C

C

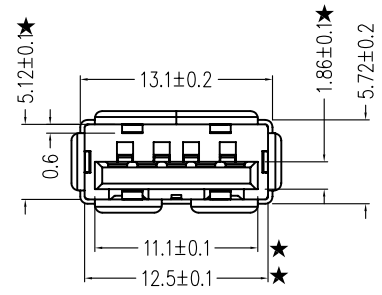
D

D



NOTE:

- 1.ELECTRIC:
 - a.CONTACT RESISTANCE: 30 MILLIOHMS MAX
 - b.INSULATION RESISTANCE: 1000 MEGA OHMS MIN
 - c.DIELECTRIC VOLTAGE: 1.8A AT 250V AC MIN
 - d.OPERATING TEMPERATURE: -55°C- 85°C
- 2.INSERTION FORCE:35N Max
EXTRACTION FORCE:10N MIN INITIAL AND 8N MIN AFTER THE SPECIFIED
- 3.★STRESS REPRESENTATIVE SIZE



HOW TO ORDER:
USB3-A00700XPXXXX

- 01:TERMINAL PLATING Au:1U*
- 03:TERMINAL PLATING Au:3U*
- 15:TERMINAL PLATING Au:15U*
- 30:TERMINAL PLATING Au:30U*
- A:Shell PLATING Au:G/F
- N:Shell PLATING Ni
- F:Shell is spcc
- C:Shell is brass
- B:HOUSING COLOR IS BLUE
- W:HOUSING COLOR IS WHITE
- H:HOUSING COLOR IS BLACK

ITEM	DESCRIPTION	MATERIAL	REMARKS
4	HOUSING	PBT	UL94V-0
3	SHELL	SPCC or Brass	OVEP-PLATING: Ni Or Au
2	5P TERMINAL	Brass T=0.2mm	OVEP-PLATING: Au Ni/Sn
1	4P TERMINAL	Phosphor Bronze T=0.2mm	OVEP-PLATING: Au Ni/Sn



EBE TECHNOLOGY(HK) LIMITED

GENERAL TOLERANCE		Description	USB3.0 A母 焊线式 180度		Third Angle Projection	
X.	±0.20	X°	±2°	Customer Name	Drawing By	资巧云
X.X	±0.15	X.X°	±1°	Customer No.	Designed By	王超
X.XX	±0.13	X.XX°	±0.5°	Produce No.	Approved By	李建清
		Date	2010.09.13	Scale	1:1	
				Units	<input checked="" type="checkbox"/> MM <input type="checkbox"/> Inch	REV A/0

1

2

3

4

5

6